

**ARMENIAN NATIONAL AGRARIAN  
UNIVERSITY  
(ANAU)**

**Report  
ANAU Graduates' Profile  
(Pilot Survey)**



Tempus

## Contents

Introduction.....	3
Data.....	3
Estimation results.....	4
Education and trainings of graduates .....	5
Evaluation of IT Skills: .....	6
Evaluation of the course.....	8
Evaluation of the course that graduates are completing now .....	11
Information about family .....	15
Future intentions and perspectives .....	16
Conclusion .....	22

## Table of Figures

<b>Figure 1.</b> Gender of ANAU graduates in 2014 .....	4
<b>Figure 2.</b> ANAU Institutes.....	4
<b>Figure 3.</b> Graduates birthplace.....	5
<b>Figure 4.</b> Evaluation of Russian writing and speaking skills of graduates .....	6
<b>Figure 5.</b> Evaluation of IT skills .....	7
<b>Figure 6.</b> Evaluation of teaching and learning materials .....	8
<b>Figure 7.</b> Evaluation of learning methods used during exams.....	9
<b>Figure 8.</b> Evaluation of working experience .....	10
<b>Figure 9.</b> Evaluation of satisfaction from course by institutions .....	11
<b>Figure 10.</b> Evaluation of satisfaction from the relationship with.....	12
<b>Figure 11.</b> Evaluation of graduates answers to question “If you could go back in time would you enroll again at university” by gender .....	13
<b>Figure 12.</b> Evaluation of satisfaction from services of career center.....	14
<b>Figure 13.</b> Parent`s qualification .....	15
<b>Figure 14.</b> Evaluation of willingness to continue study.....	16
<b>Figure 15.</b> Preferences regarding to the University for Graduate Study .....	17
<b>Figure 16.</b> Evaluation of preferred kind of job .....	17
<b>Figure 17.</b> Evaluation of preferred fields.....	18
<b>Figure 18.</b> Evaluation of preferred countries to work .....	19
<b>Figure 19.</b> Evaluation of willingness to business travels.....	20
<b>Figure 20.</b> Evaluation of ability to find a job.....	21
<b>Figure 21.</b> In the near future, they... ..	21

## Introduction

In a scope of *Higher Education Network for Human Capital Assessment and Graduate Employability in Armenia (HEN-GEAR)* TEMPUS project ANAU was collected data from 2014 graduates. ANAU Graduates' Profile Report is a pilot survey based on collected data analysis and AlmaLaurea Interuniversity Consortium (Italy, Bologna) experience. The objectives of the survey are to identify the main features of the ANAUs' graduates, to provide the information to those, who are involved in a policy development for the university education system further progress, to provide a tool kit for the university study programs choice and to evaluate current relations between universities and companies. Survey including analysis done in variables coming out from 6 main sets which is includes in questionnaire. There are:

- Personal information
- Education and training
- Information on the course that graduate is completing now
- Evaluation of the course that graduate is completing now
- Information about the family
- Future intentions and perspectives

## Data

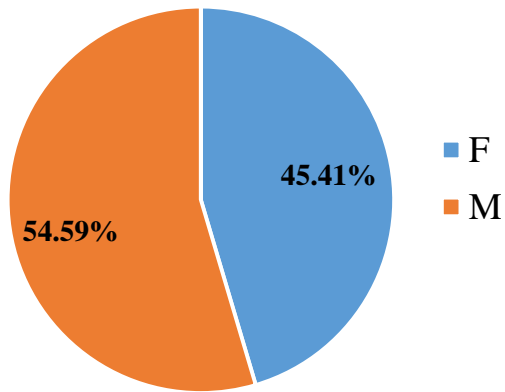
In 2014 in Hen-Gear platform ANAU have more than 900 graduate's registration. In the pilot survey there are 660 observations, which are satisfying the criteria established by research team of the project. The requirements includes a comprehensive answer at least for 3 questions of the questionnaire out of total 6 questions that are considered as essential for the Report, particularly:

- parents' educational qualification,
- training and learning methods assessment,
- study abroad experience,
- work experience during university study,
- overall evaluation of the university experience,
- Intention to pursue further studies.

## Estimation results

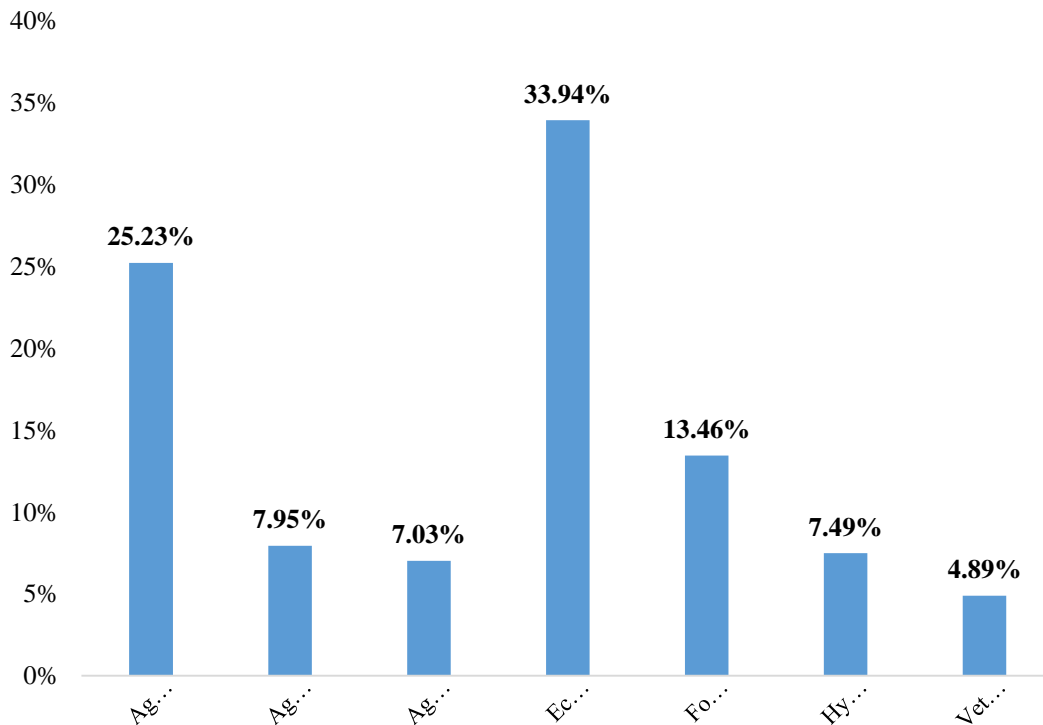
Survey shows that 45.4 % of respondents are female; consequently 54.6 % of ANAU graduates

*Figure 1. Gender of ANAU graduates in 2014*



are male. All graduates were full time bachelor students which mean that they are earned their credits through the class work achieved by the university attending. The interviewed graduates include a several specialties, particularly economics (33, 9 %), agribusiness and marketing (25, 2%), foodstuff technologies (13, 4 %), etc.

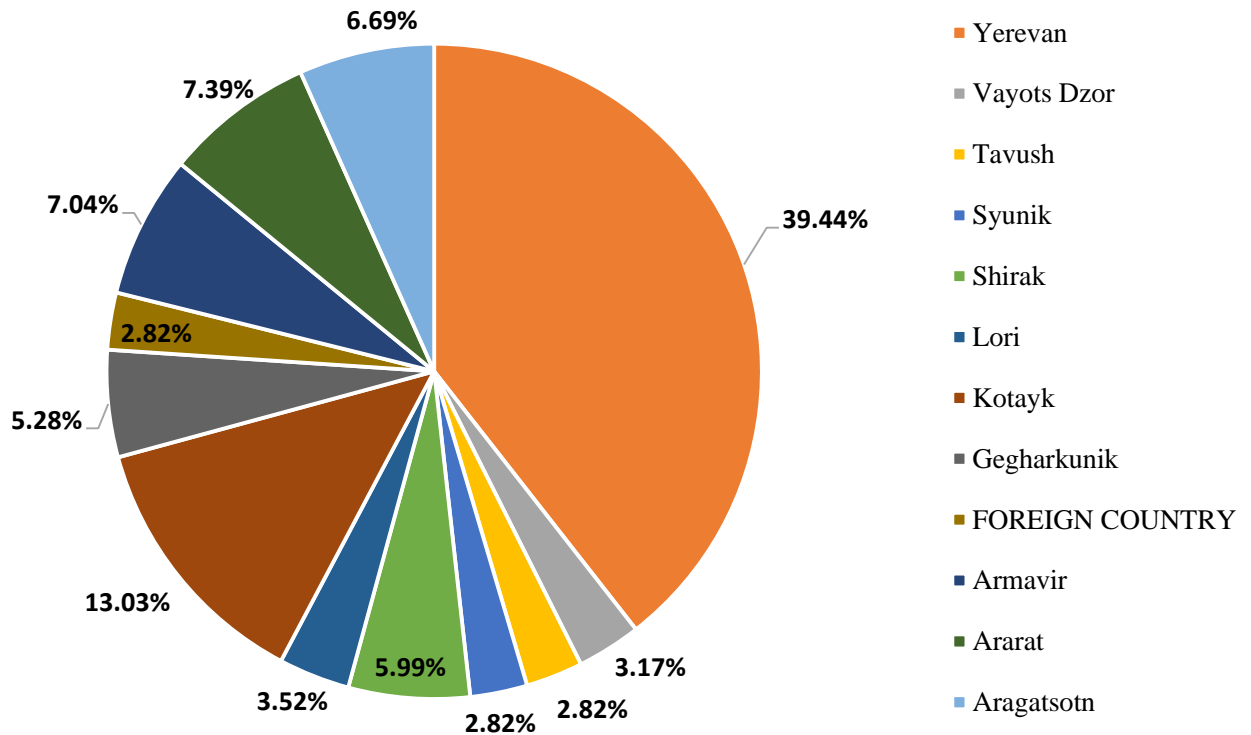
*Figure 2. ANAU departments*



### Education and trainings of graduates

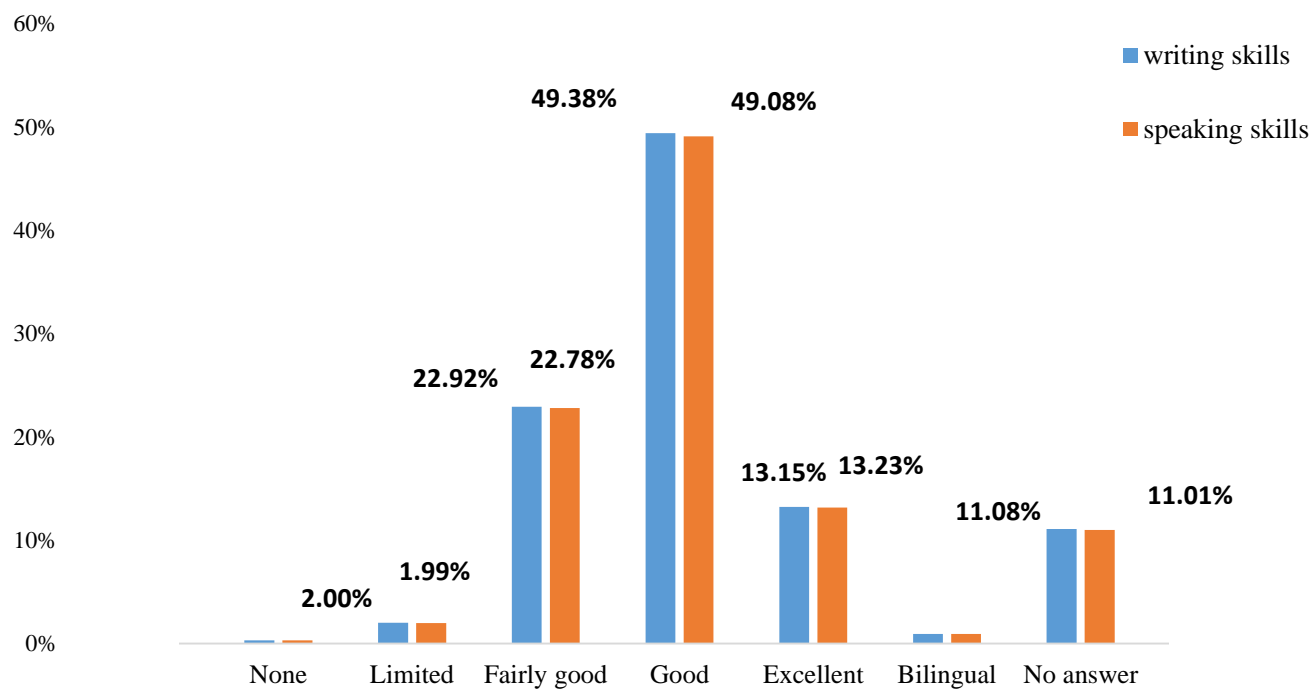
According to the analysis, only 39, 44 % of graduates are from Yerevan, another 57, 74% are representatives from 10 regions of Armenia and 2, 82 % of respondents are from foreign countries.

Figure 3. Graduates birthplace



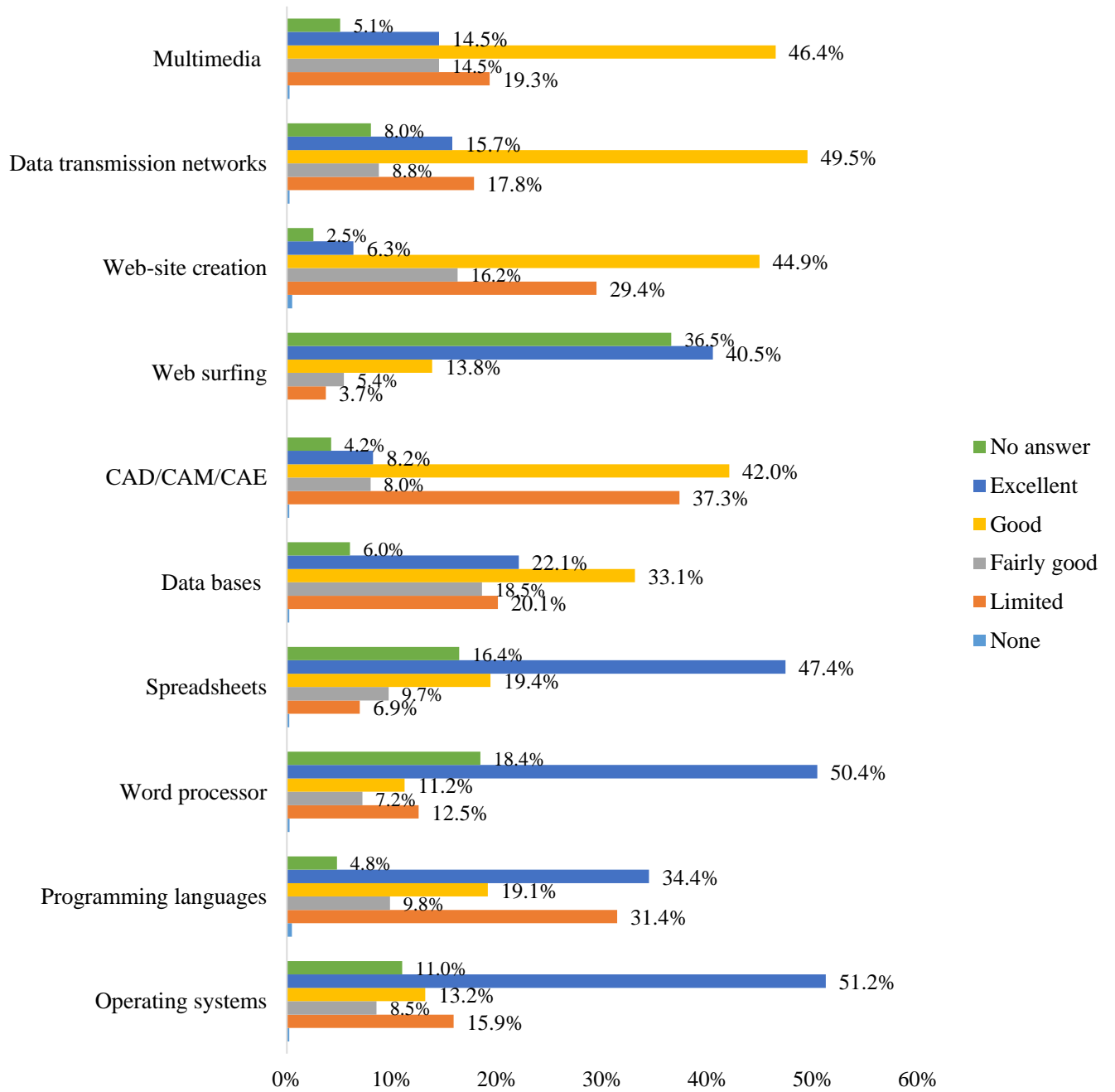
83.03 % of ANAU graduates have Secondary school (1-12 years) diploma, approximately 1 % have diploma of junior specialist (from colleges), and only 13 % of graduates have honorary diploma. 2 % of interviewed graduates have academic degree prior to current education. 89 % of respondent's native language is Armenian. 81.1 % of graduates first foreign language is Russian, among those 49 % are evaluate their writhing and speaking skills good, 13% of interviewed graduates assess their skills excellent. 14, 7 % of respondent`s second foreign language is English. The third foreign language for ANAU graduates is German.

**Figure 4.** Evaluation of Russian writing and speaking skills of graduates



**Evaluation of IT Skills:** 51.2 % of Interviewed graduates evaluate their knowledge of operation systems excellent. 6,2 % of 2014 graduates have certificates proving the IT knowledge.

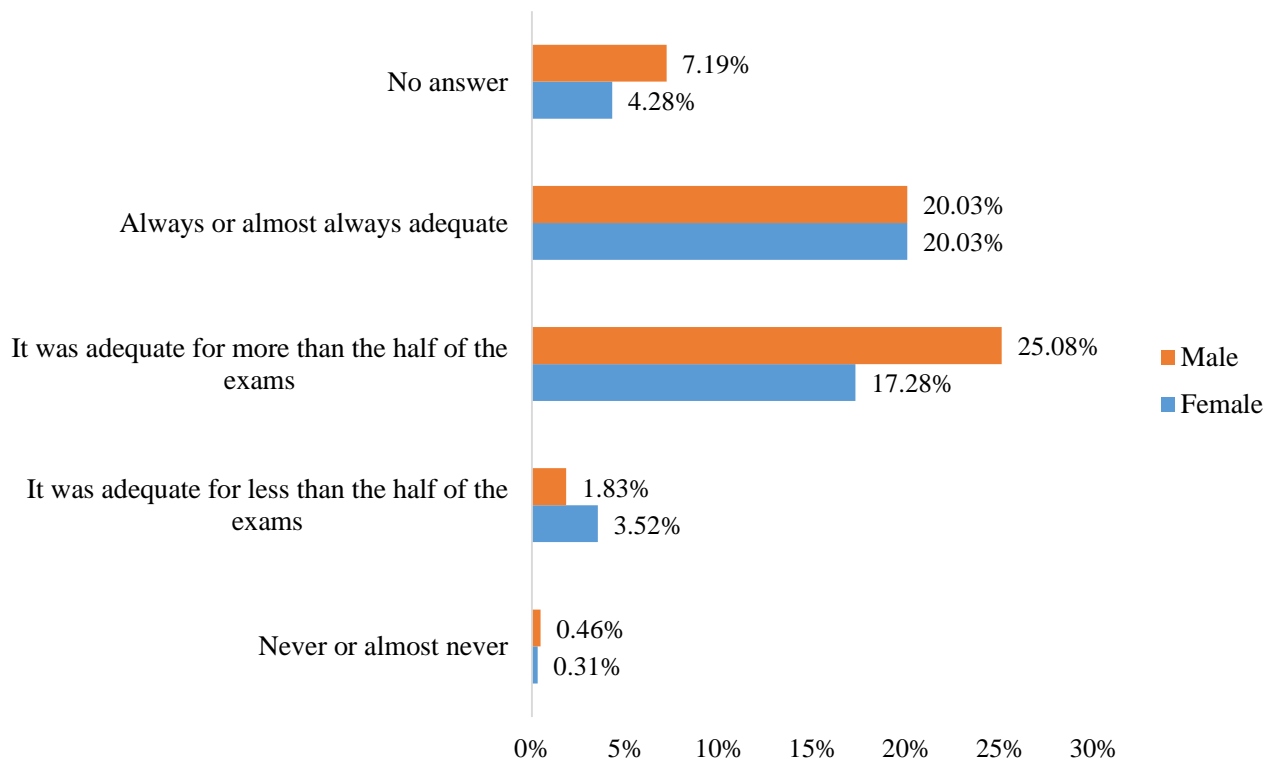
Figure 5. Evaluation of IT skills



### Evaluation of the course

In the Question of “As far as teaching and learning materials provided to you during the study were useful in preparing for the exam?” 40.06 % of respondent’s answers was “always or almost always adequate” and 42.35 % respond that “it was adequate for more than the half of the exams”. 40 % of graduates mention that overall exam organization (dates and timetable, information given, registration etc.) was acceptable.

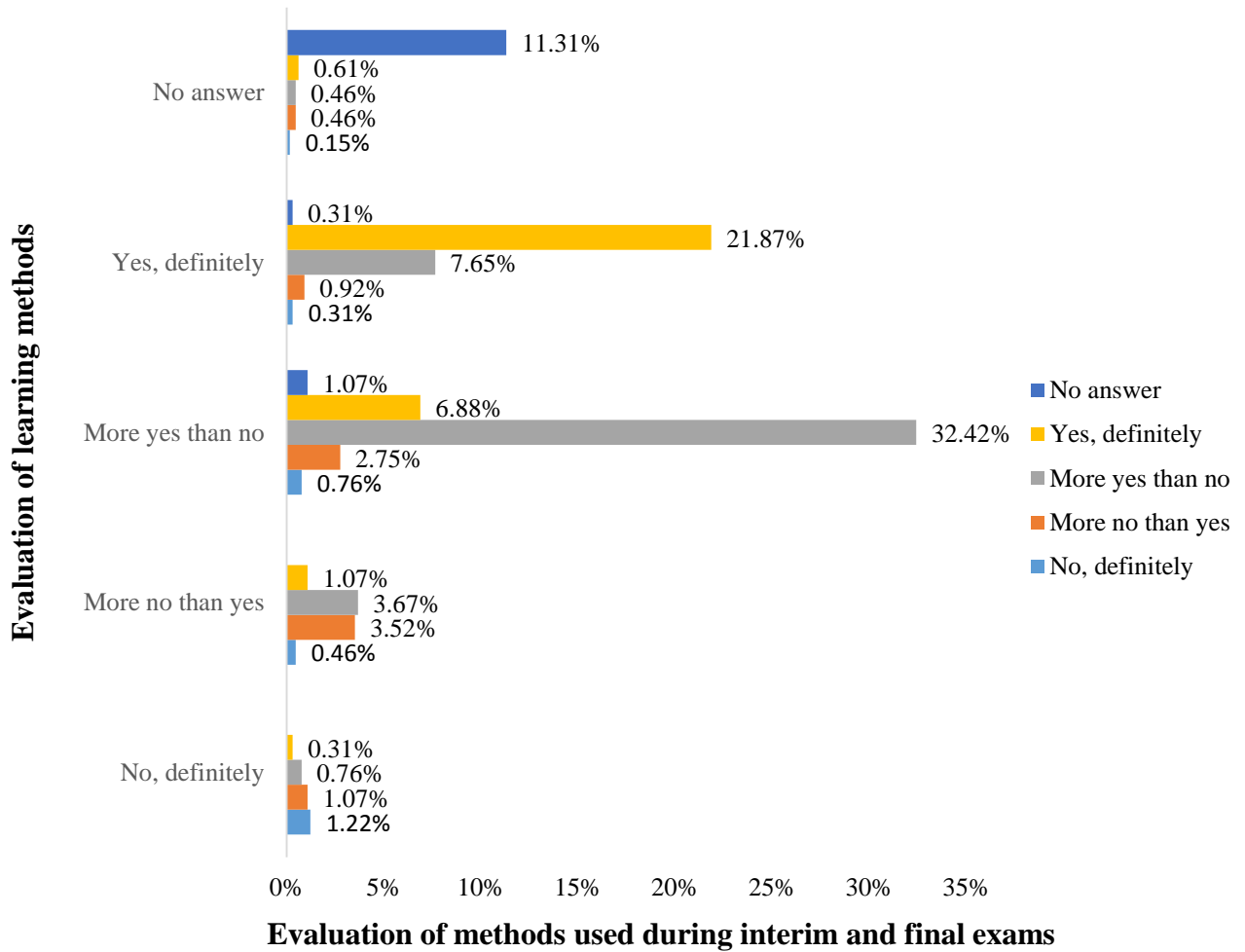
*Figure 6. Evaluation of teaching and learning materials*



The graduates’ satisfaction with the learning methods, as well as organization of final exams was analyzed based on the information received from the answers of graduates given by them to the questions on “Were the training and learning methods used appropriate for ensuring the acquisition of the expected knowledge and skills?” and “Were the evaluation methods used during interim and final exams coherent with knowledge and skills acquired during the course of study?”. The results of statistical analysis are displayed graphically on the Figure 7. It shows that the majority of the respondents are satisfied with the training and learning methods used at the university during their study. Particularly, 21.9 % of the respondents gave the answer “yes, definitely”, 32.4 % - “more yes than no”, and 6.27 % - “no, definitely” and “more no than yes”.



**Figure 7. Evaluation of learning methods used during exams**

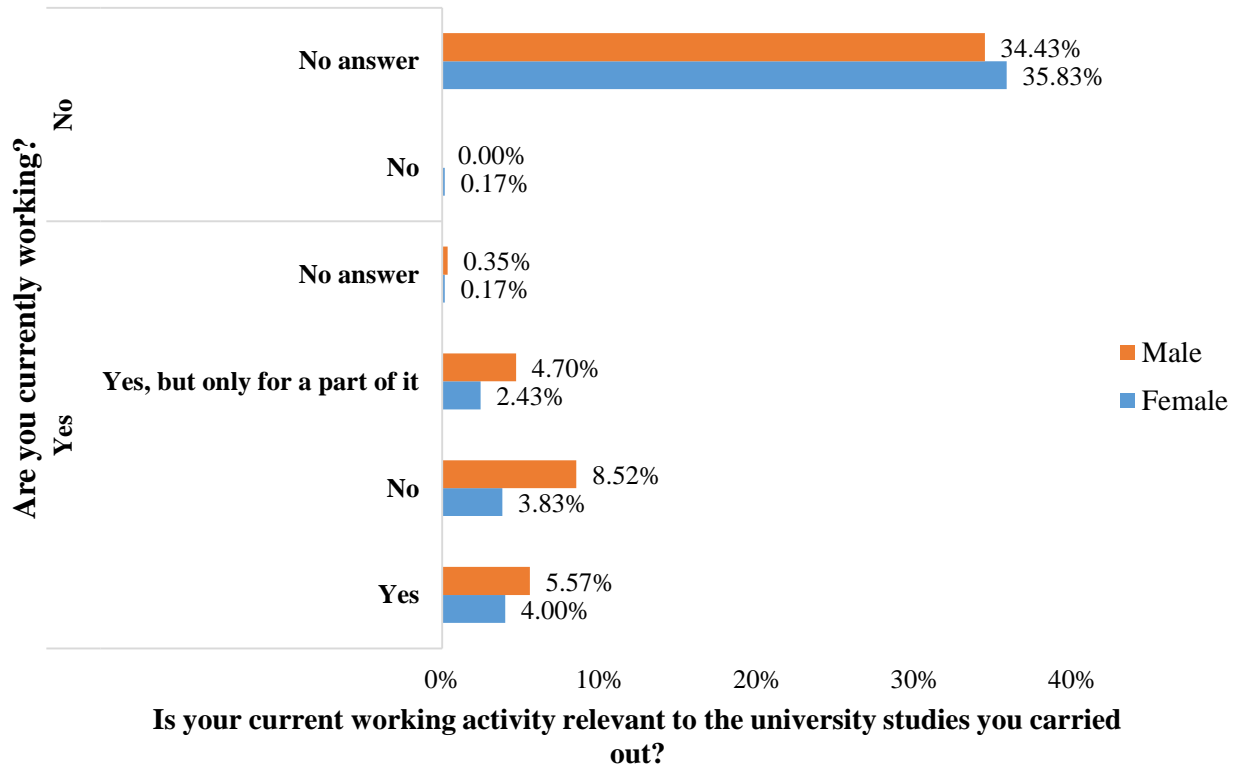


Particularly, 32 % of the respondents answered “yes, definitely” and 45.6 % - answered “more yes than no” to the question on “Did the teachers help and drive you in the acquisition of knowledge and skills related to your course of study?”

Analysis shows that 15.14 % of ANAU graduates at the time of university studies spend their time out of class on a working activity, as well as 5.99 % of respondents was working in part-time job while attending classes.

As the chart on figure 8 shows, 29.6 % of ANAU graduates were working. And 16.7 % of graduates’ current working activities were relevant to their university studies.

Figure 8. Evaluation of working experience



The database information collected from the 660 quality questionnaires indicates that only 1.53 % of graduates have an experience of study abroad.

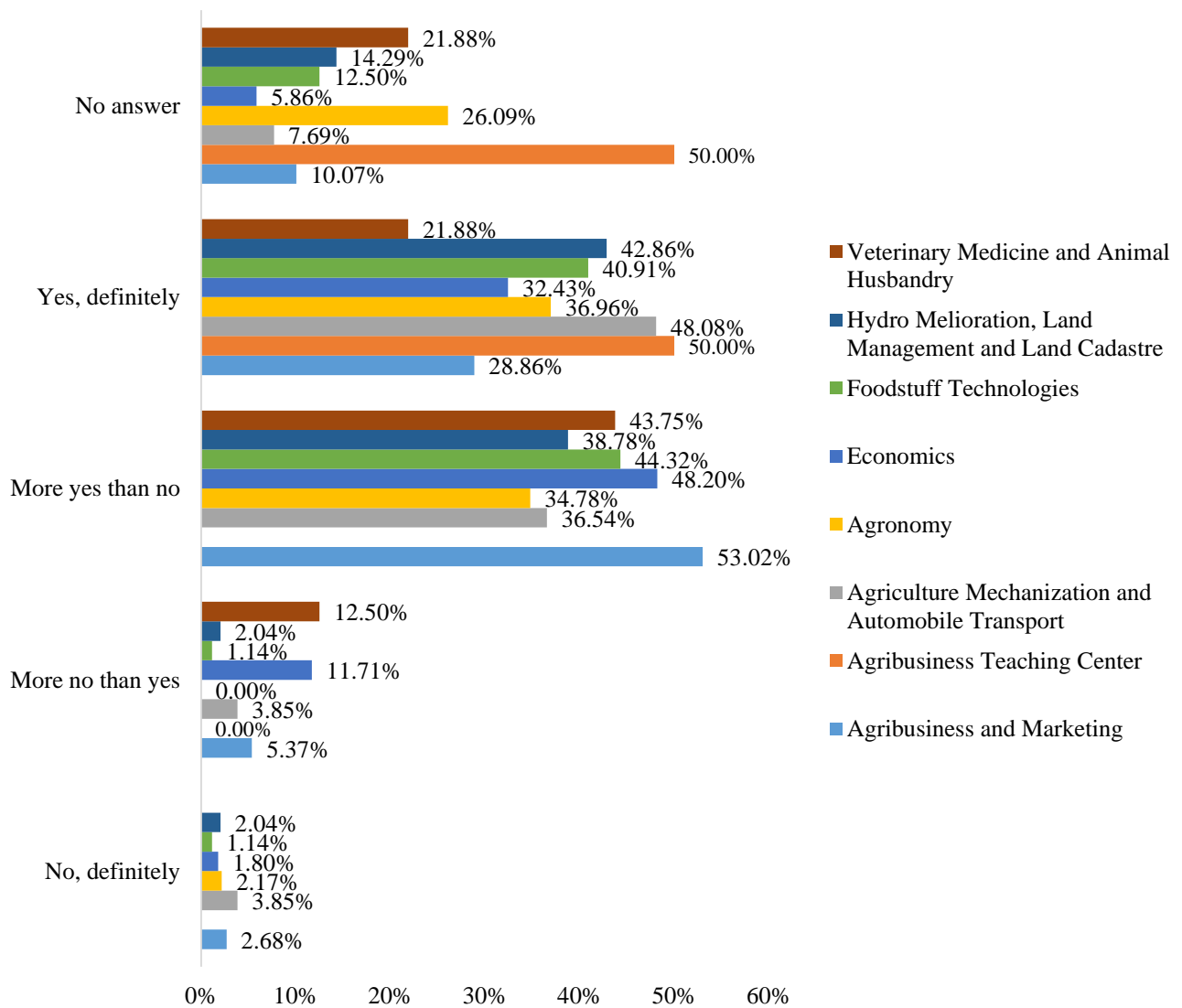
As the statistical analysis shows, the majority of the interviewed graduates had any training period/training practice during the university study period. 9.33 % of practices have carried out in a public organization or a public company. 50.8 % of practices have carried out in private companies. 2.45% of respondents mention that they had a job activity that has been subsequently acknowledged by the degree course.

### Evaluation of the course that graduates are completing now

The graduates' overall evaluation of the university experience was analyzed based on the information received from the answers of graduates given by them to the question on “Are you on the whole satisfied with your course of study? “. The majority of the respondents answered to this question positively. Statistical analysis shows that more than 80 % of graduates of all ANAU specialties are satisfied with their course of study.

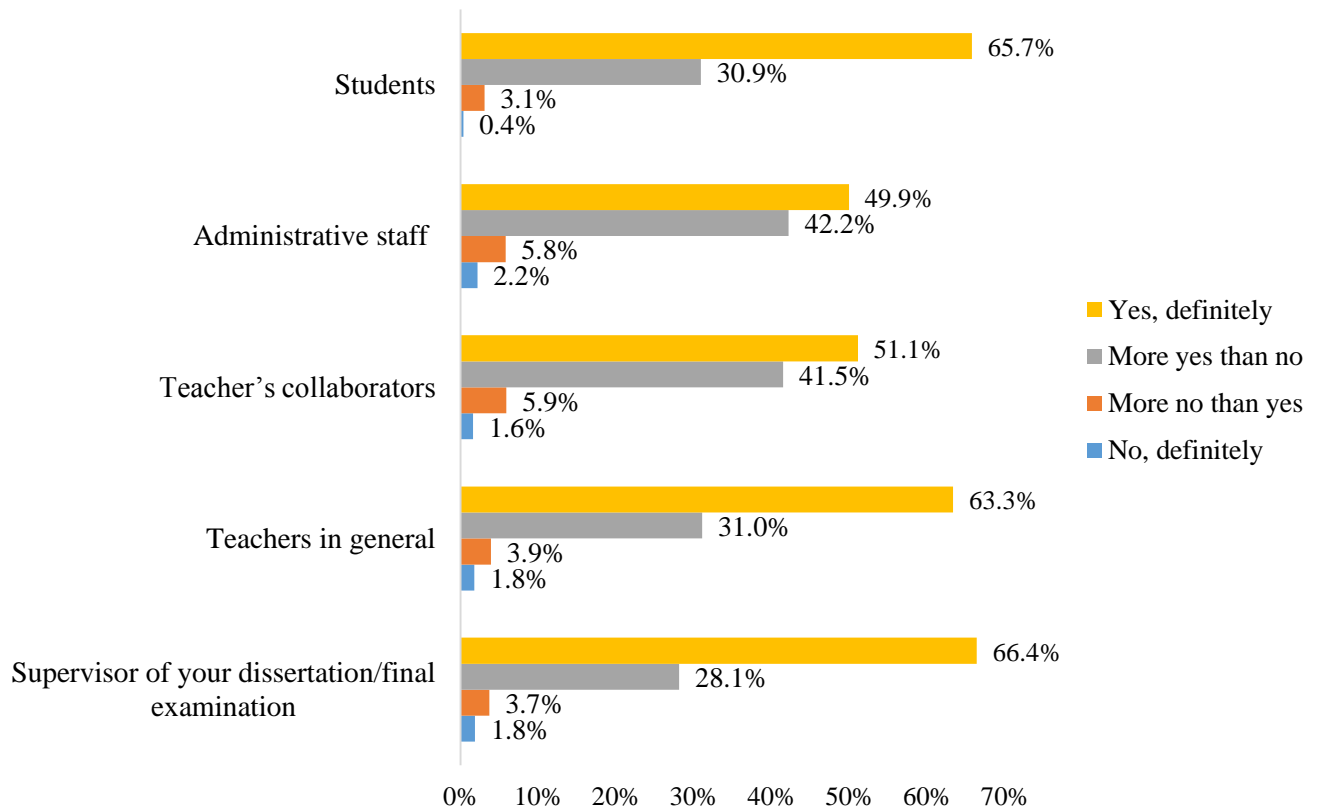
The results of statistical analysis are displayed graphically on the Figures 9.

**Figure 9.** Evaluation of satisfaction from course by institutions



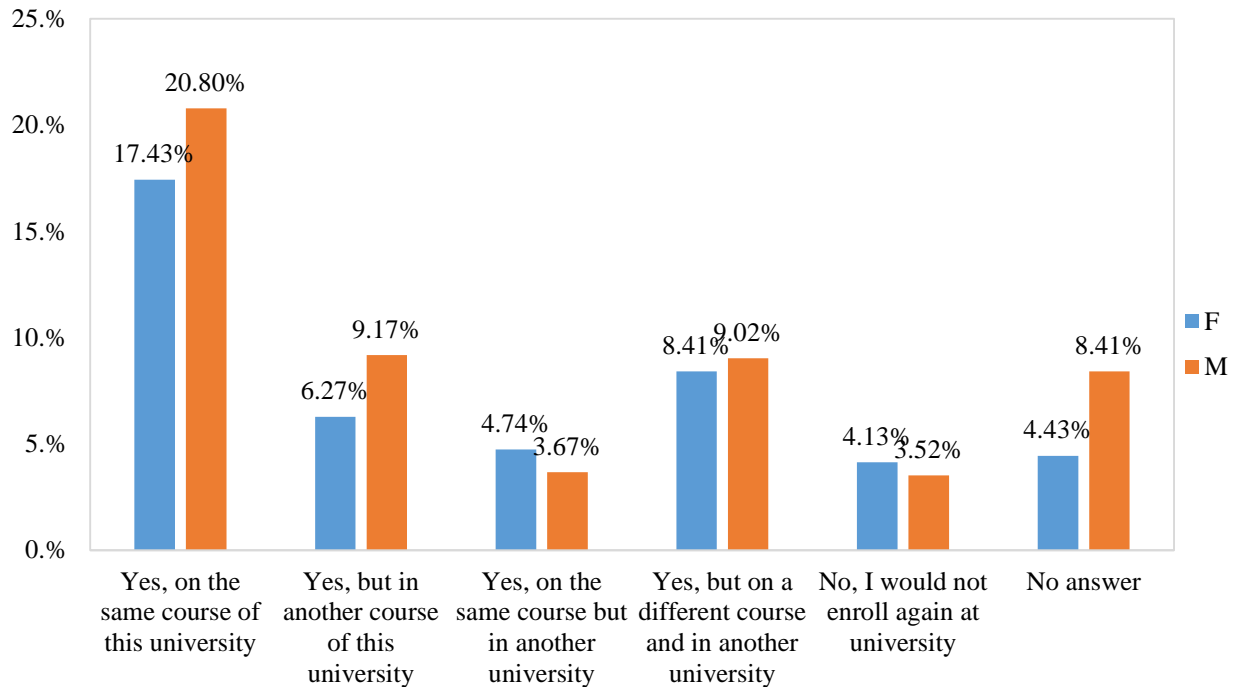
Evaluation of satisfaction from the relationship among ANAU students, administrative staff, teachers, etc shows that majority of respondents definitely satisfied of those relationships. The data of figure 10 shows, that dissatisfaction from the relationship with administrative staff were 2.2 %, and only 0.4 percent of respondents were dissatisfied from the relationship among students.

**Figure 10.** Evaluation of satisfaction from the relationship with



The fact that the majority of the graduates answered respectively to the question on “If you could go back in time, would you enroll again at the university?” that they want to be enrolled «on the same course of this university» (38.23%) and «on the same university but in another course» (15.67%) is excited. 25.82 % of respondents were refused to come back again to the university. 7.65 % of graduates would not enroll at university at all.

**Figure 11.** Evaluation of graduates answers to question “If you could go back in time would you enroll again at university” by gender



In the Question of “What do you think about the classrooms in which lessons and exams took place?” 38.5 % of respondent’s answers was “often adequate”.

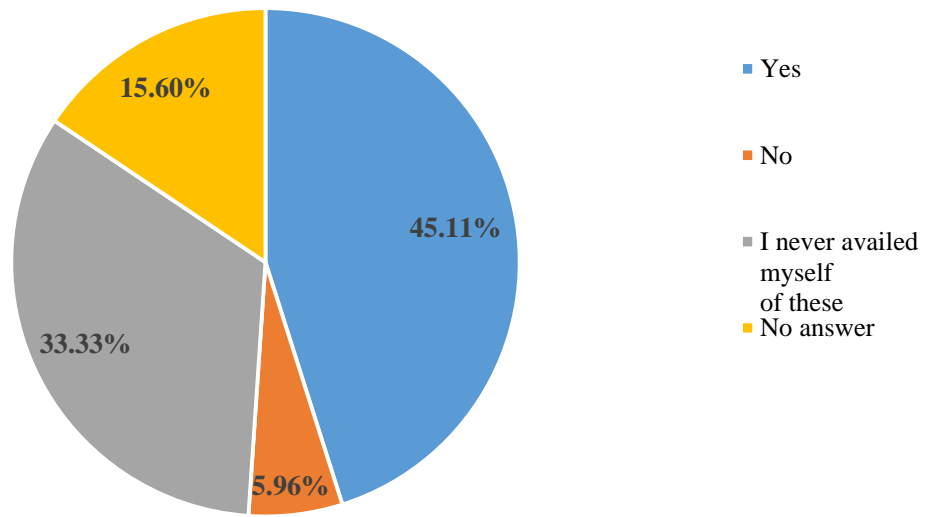
48, 62 % of respondents assess IT workstation facilities as available, but not in adequate number and 32,4 % of respondents assess facilities as available in adequate number.

46.64 % of respondents evaluate the library services (borrowing service, reading rooms, opening hours etc.) as fairly positive.

In the Question of “Are you satisfied with the quality of the meals of the canteen?” 32.57 % of respondent’s answers was “more yes than no”.

Statistical analysis has showed that the percentage of people satisfied with university’s career center services is 45.11 %. Although 33.33 % of graduates were never consumed the career center services.

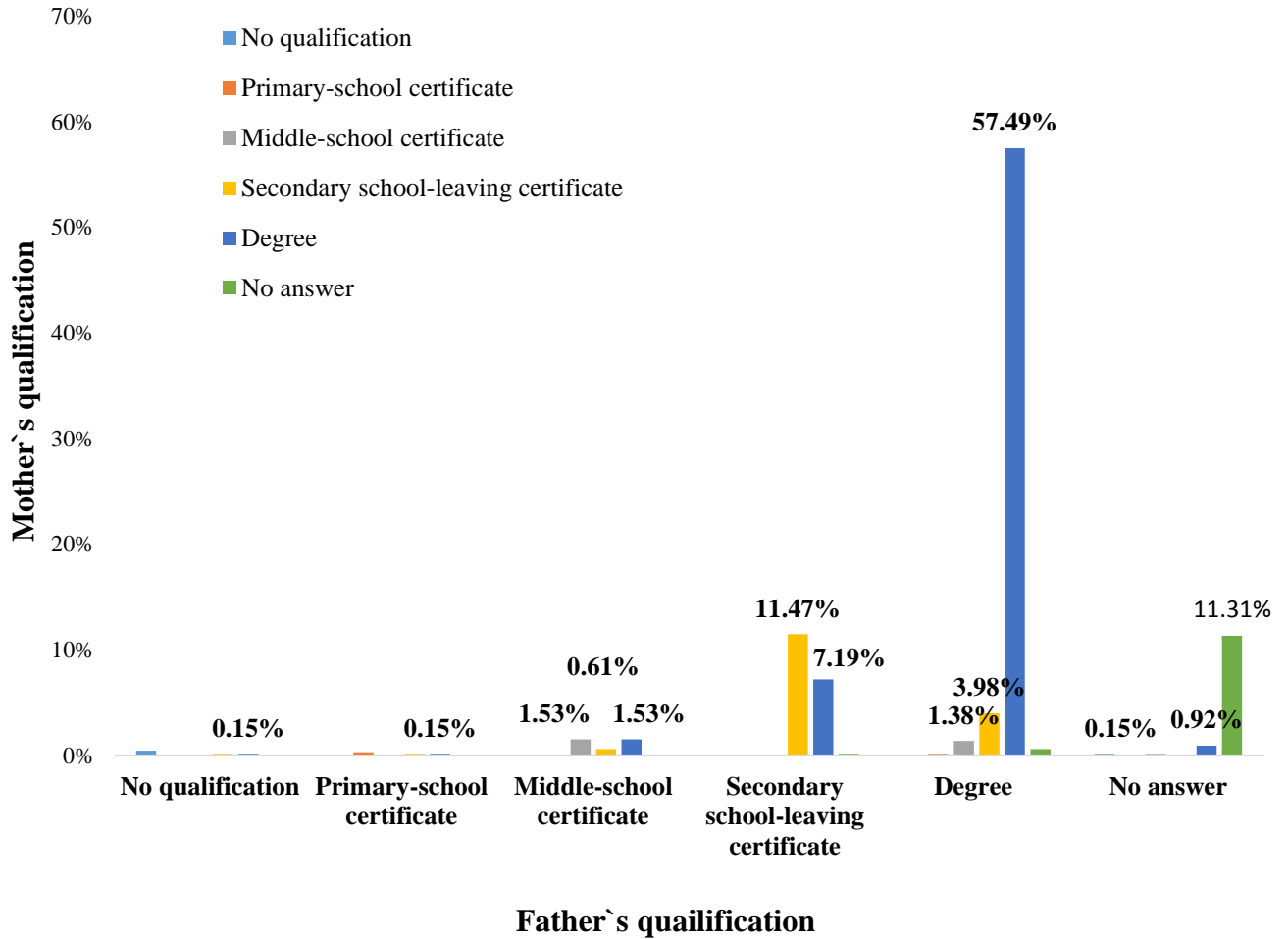
**Figure 12.** Evaluation of satisfaction from services of career center



### Information about family

As it is mentioned above, the question on parents' educational qualification was selected as one of the essential question among others. The statistical analysis shows that both parents of 57.49 % of respondents have a degree. Another 11.47 % have secondary school-leaving certificate. And only 0.15 % of respondents mentioned that their parents did not hold any degree.

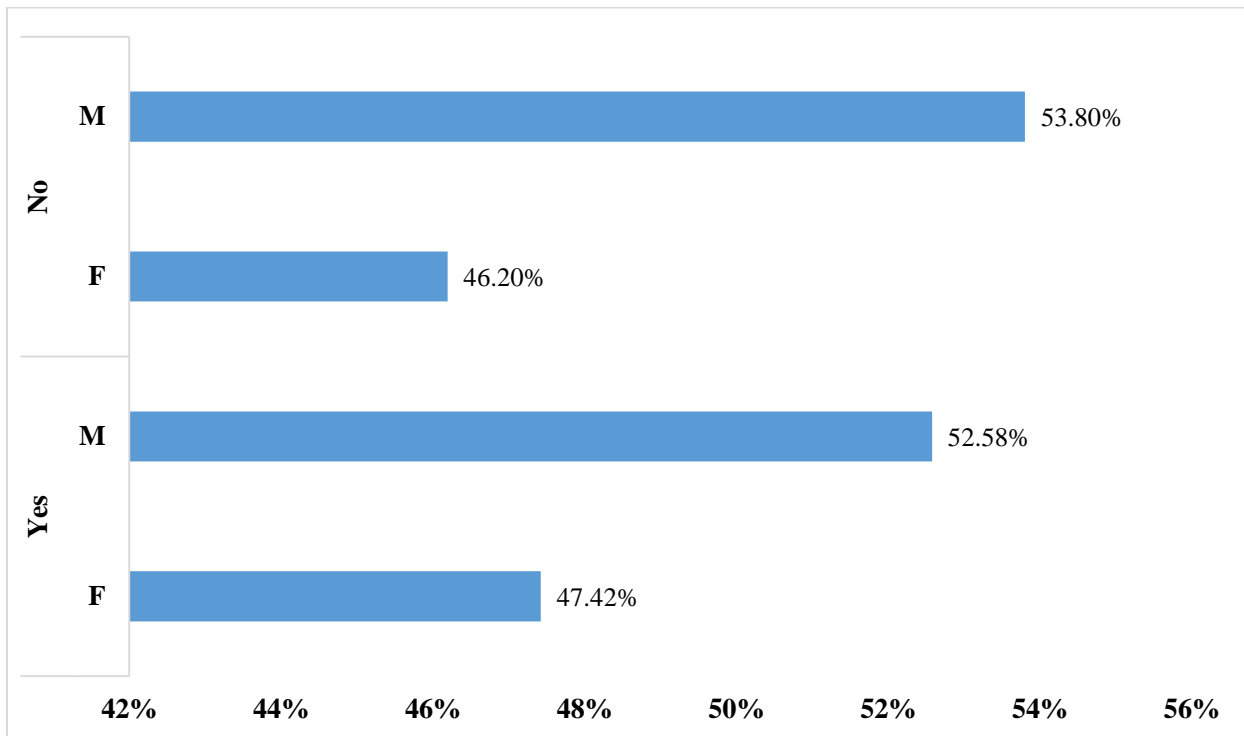
**Figure 13. Parent`s qualification**



### Future intentions and perspectives

According to analysis of the answers of the question “Do you want to continue study” 59.33 % of ANAU graduates willing to continue the education in the graduate school. Among the respondents who answered positively females and males were 47.42 % and 52.58 % respectively.

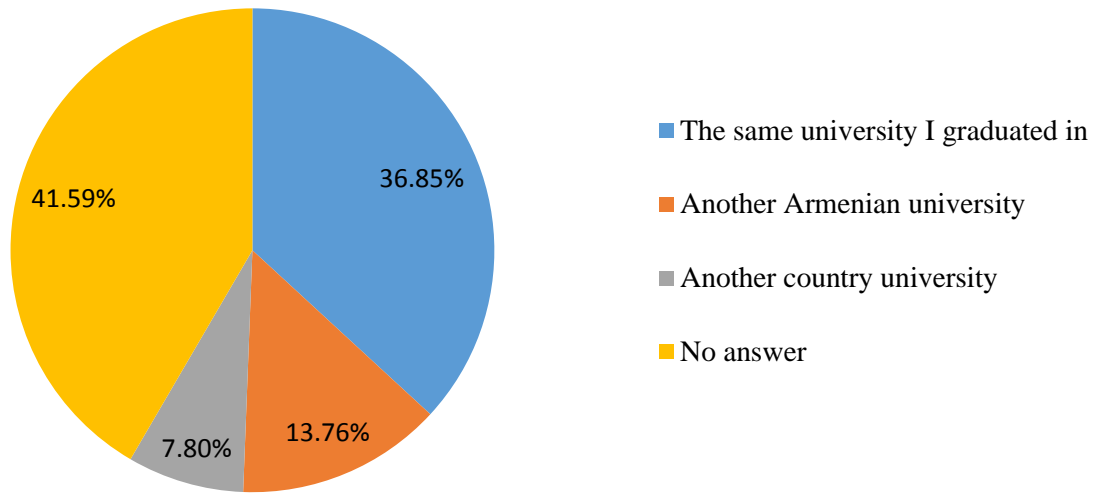
*Figure 14. Evaluation of willingness to continue study*



Among respondents who indicated the interest to graduate study, 36.85 % told that they would like to enroll the same university that they have graduated. 7.8 % of graduates indicated another country university, 13.76 % indicated another Armenian university, 41.6 % of respondents were indifferent to this question.

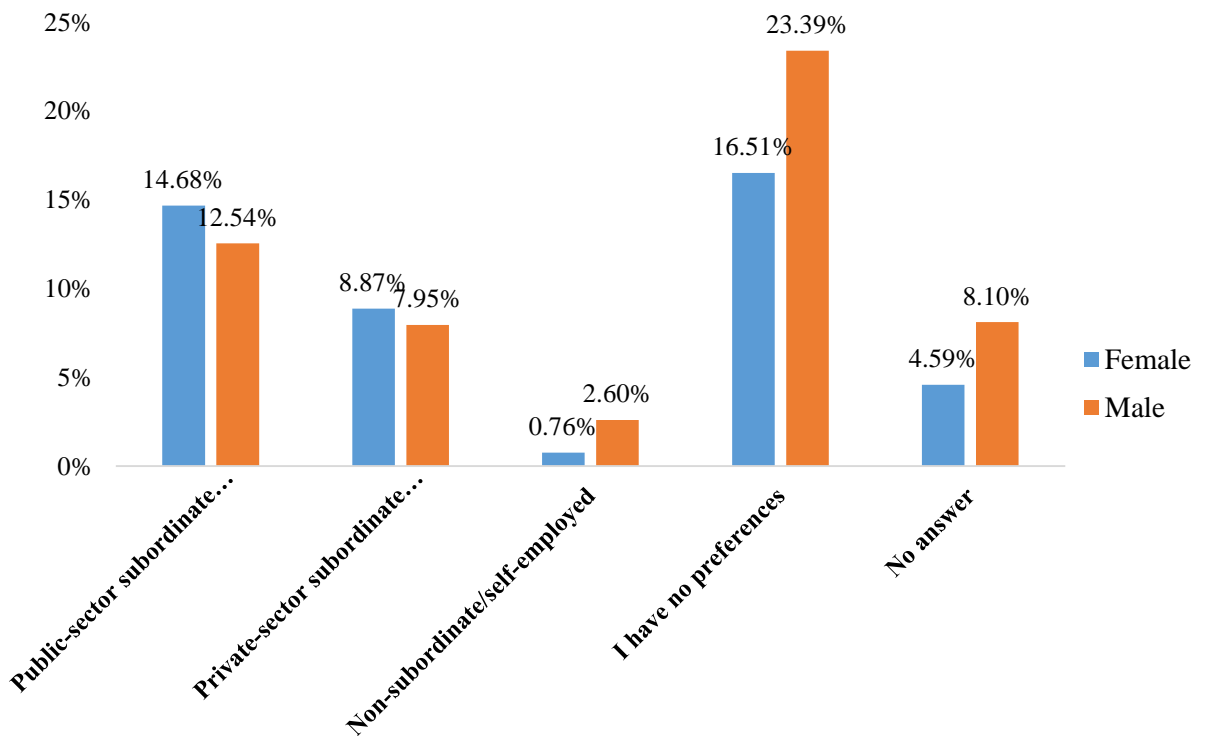


**Figure 15.** Preferences regarding to the University for Graduate Study



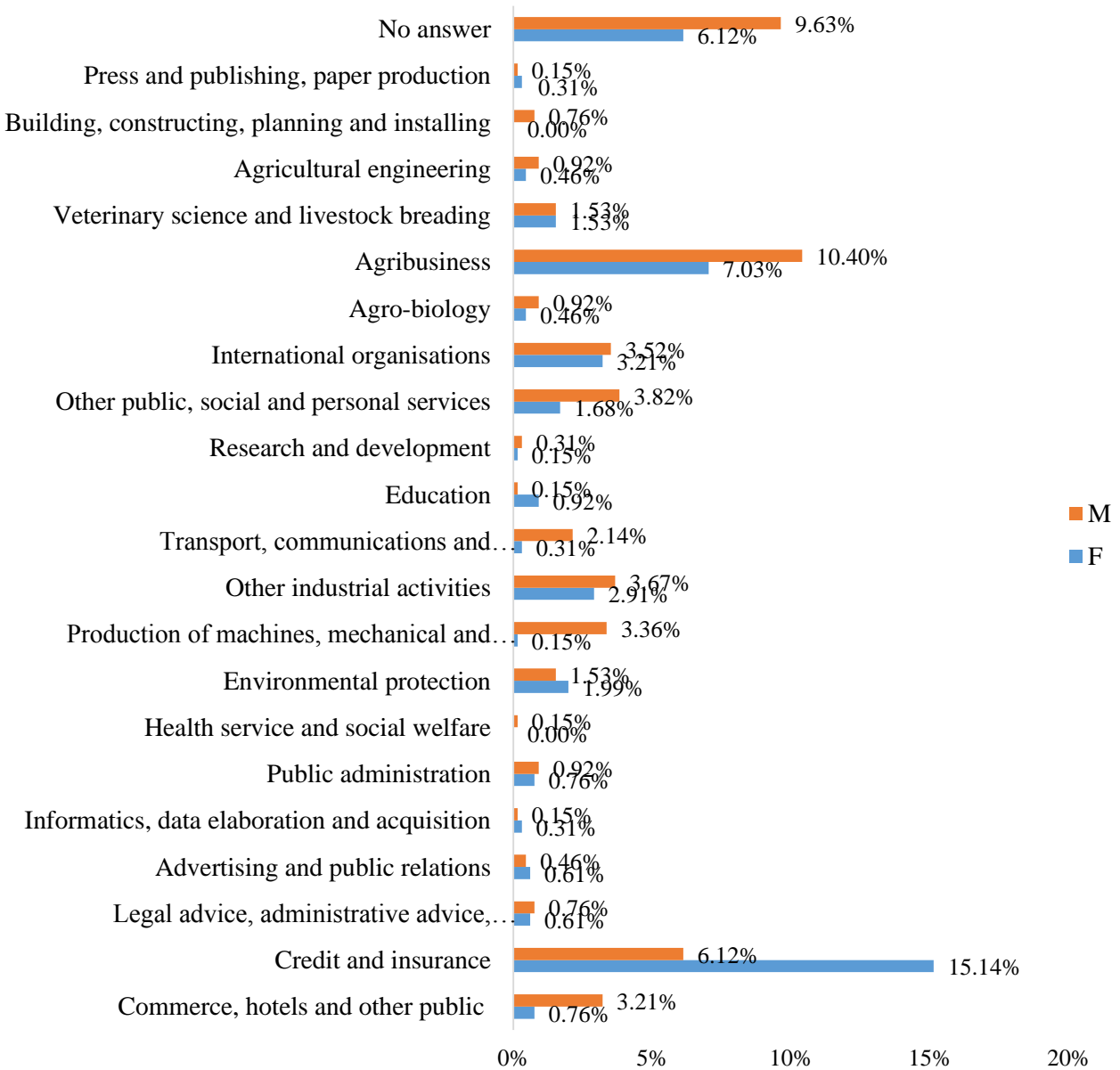
27.22 % of ANAU graduates were interested on jobs in public sector, and 39.91 % of respondents had no preferences between sectors.

**Figure 16.** Evaluation of preferred kind of job



21.25 % (15.14 % of females and 6.12 % of males respectively) of graduates preferred to work in credit and insurance field. For males (10.40 %) the most preferred sphere was agribusiness. The last preferred sphere for ANAU graduates was health services and social welfare (0.15 %) and building, constructing, planning and installing (0.76 %).

*Figure 17. Evaluation of preferred fields*



The majority of respondents indicated their interest in a specific industrial or administrative field for the further job, particularly 31.04 % of all respondents indicated accounting, 39.76 % management control, 40.06 % finance, 38.84 % marketing, and 35.47 % production.

The analysis of the question “Are the following aspects relevant in the job you are looking for?” shows that 55.5 % of ANAU graduates valued the most the profit prospects in the prospective job and also acquisition of professional skill (57.03 %).

The majority of respondents (66.82 %) indicated that they prefer to work in Republic of Armenia, particularly 58.26 % of all graduates would like to find work in Yerevan and 51 % of all respondents express their willingness to go back to the regions of residence.

Statistical analysis shows that 62.14 % of respondents would like to work in Armenia, 5.18 % in U.S and 3.9 % in Russian Federation.

*Figure 18. Evaluation of preferred countries to work*

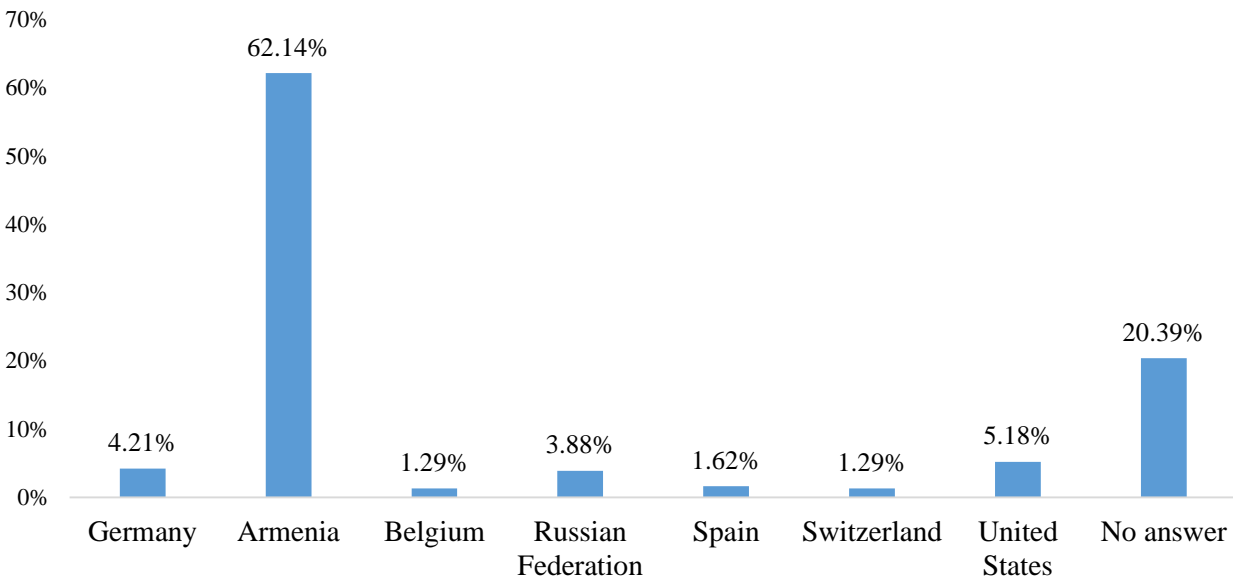
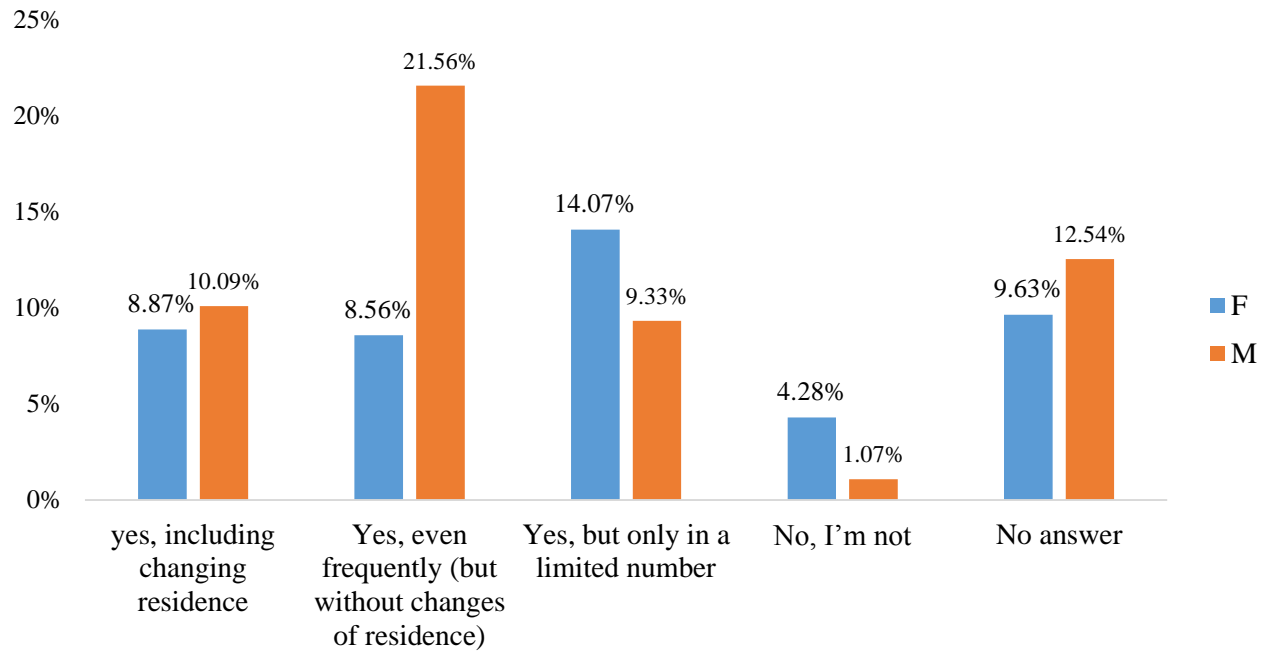


Figure 21 shows that 18.96 % of respondents were ready to travel, including changing residence, while another 30.12 % were ready to frequent business travels, but without changing of residence. Figure 21 shows that, males were more prepared to business travels compare with females.

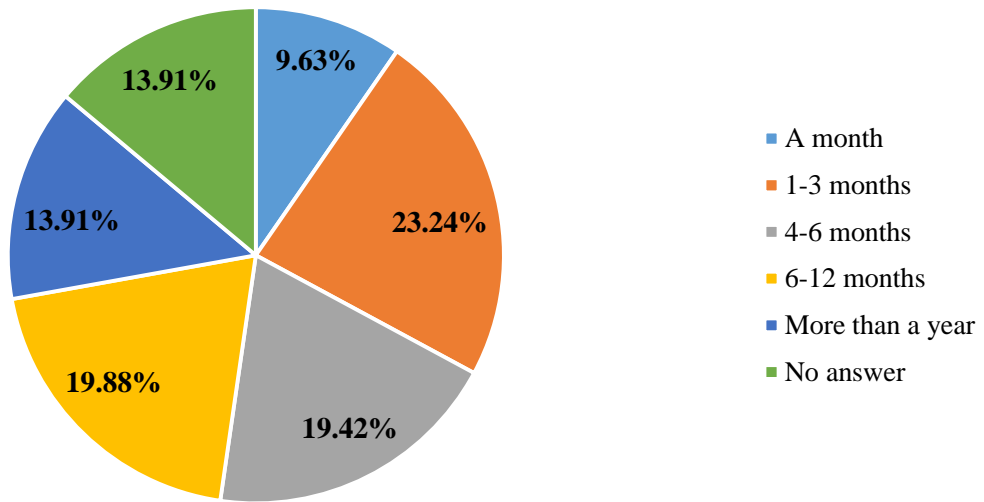
**Figure 19.** Evaluation of willingness to business travels



69.88 % of respondents preferred to work in full-time job, 48, 32 % of graduates express their willingness to work also in part-time job.

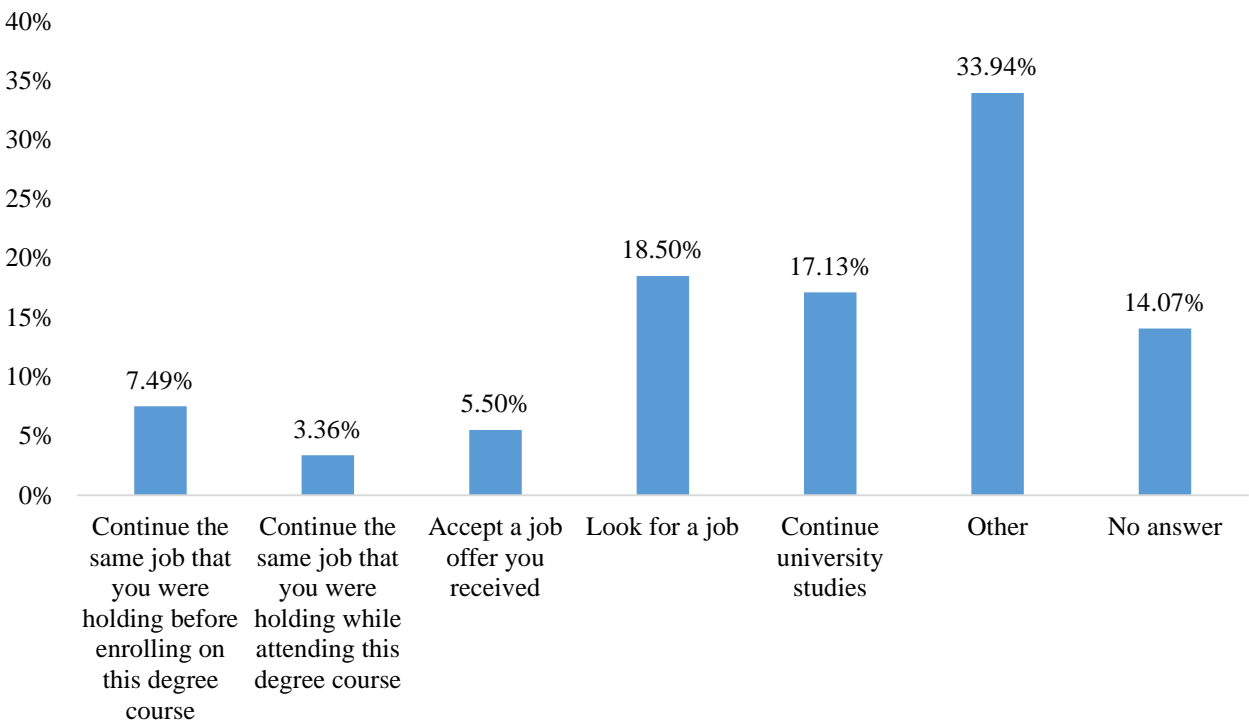
In a question of “How long do you think it will take for you to find a job after the graduation from the University?” 23, 24 % of graduates answer 1-3 months, 19, 42% 4-6 months and 13.9 % of graduates indicate the answer “more than 1 year”.

**Figure 20.** Evaluation of ability to find a job



ANAU graduates in the near future were look for a job (18.5 %) or continue university studies (17.13 %). 33.94 % of respondents were planning to do other activities, not mentioned above.

**Figure 21.** In the near future, they...



## Conclusion

In 2014 in Hen-Gear platform ANAU have more than 900 graduate's registration. In the pilot survey there are 660 observations, which are satisfying the criterions established by research team of the project. The following conclusions could be considered as the results of the ANAU graduates' survey executed for 2014:

- Survey shows that 45.4 % of respondents are females, consequently 54.6 % of ANAU graduates are males. All graduates are full time students. 39, 44 % of graduates are from Yerevan, another 57, 74% are representatives from 10 regions of Armenia and 2, 82 % of respondents are from foreign countries. 83.03 % of ANAU graduates have Secondary school (1-12 years) diploma.
- 89 % of respondent's native language is Armenian. 81.1 % of graduates' first foreign language is Russian. 14, 7 % of respondent`s second foreign language is English.
- 44, 37 % of Interviewed graduates evaluate their knowledge of operation systems as good.
- The majority of the respondents (82 %) are satisfied with the training and learning methods used at the university during their study.
- 29.6 % of ANAU graduates were working. And 16.7 % of graduates' current working activities were relevant to their university studies.
- More than 80 % of graduates of all ANAU specialties are satisfied with their course of study.
- ANAU graduates want to be enrolled «on the same course of this university» (38.23%) and «on the same university but in another course» (15.67%).
- Both parents of 57.49 % of respondents have a degree.
- 59.33 % of ANAU graduates willing to continue the education, 36.85 % at the same university.
- 21.25 % (15.14 % of females and 6.12 % of males respectively) of graduates preferred to work in credit and insurance field.
- ANAU graduates in the near future will look for a job.